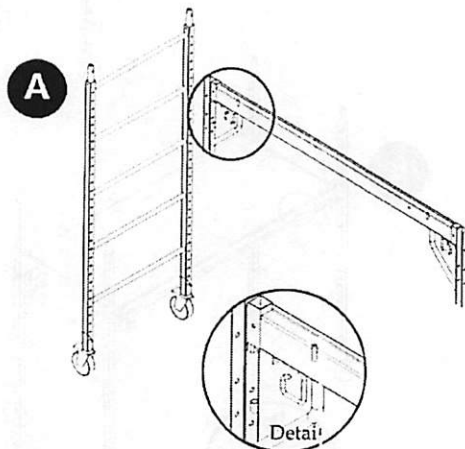
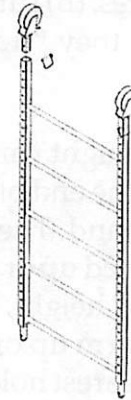


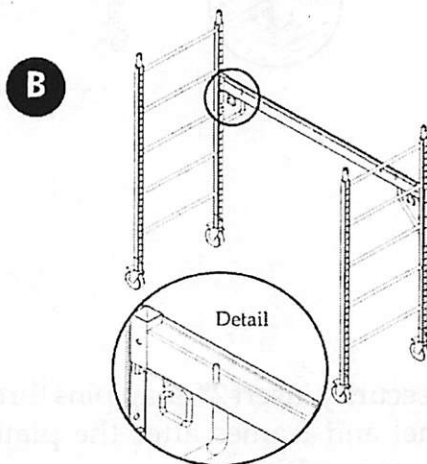
# SNAPPY ASSEMBLY INSTRUCTIONS

Updated 07.14.2009

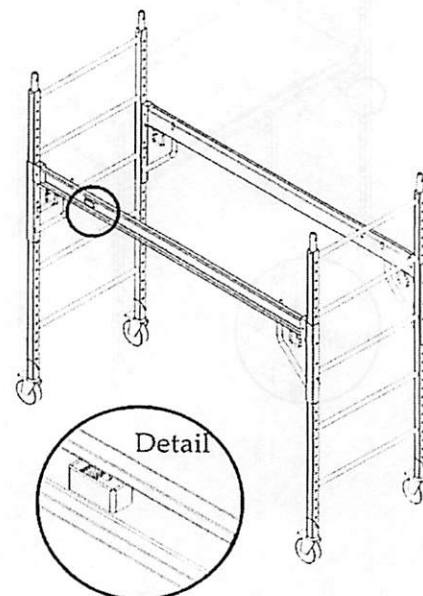
- 1) Turn the end frames upside down and insert the casters into the frame legs. Pin the casters in place with 2" snap pins.



- 2) (A) Turn the frames right side up and engage the lock on the casters. While holding one end frame with one hand (or lean it against a wall) use your other hand to pull back the "G" pin on the arm brace and engage the "U" channel over the frame leg. (B) Then release the "G" pin and slide the arm brace up or down on the frame leg until the pin snaps into a hole. Repeat for the opposite end of the brace and second end frame.

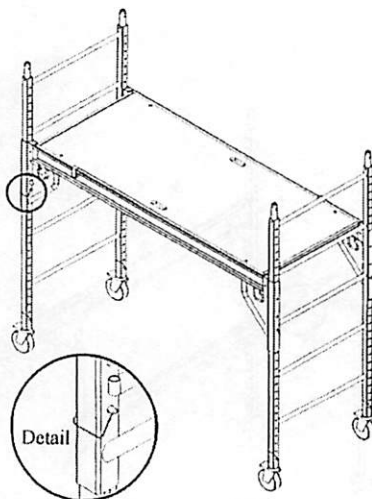
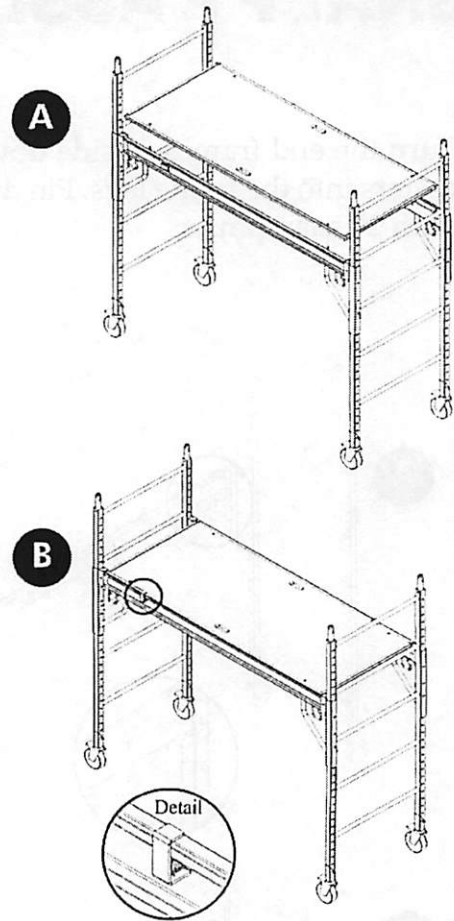


- 3) Attach the second arm brace as described in step 2. Make sure both arm braces are positioned at the same level. Be sure the platform hold down devices are turned out of the way.



- 4) (A) Then lay a plywood platform on the braces. Line up the 4 holes in the plywood with the pins on the arm braces. (B) Turn the platform hold down devices so that they "trap" the platform onto the braces.

The platform height can now be easily adjusted. By standing at the end of the unit, disengage a "G" pin with each hand. The arm braces and platform can now be moved up or down on the frame. When at the preferred height, release the "G" pins and move the platform up or down until the "G" pins snap into the nearest hole. Adjust the opposite end in the same way.

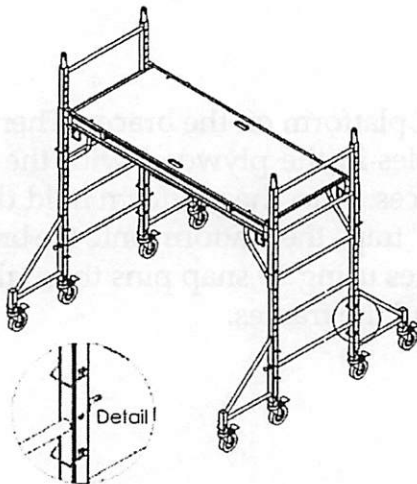
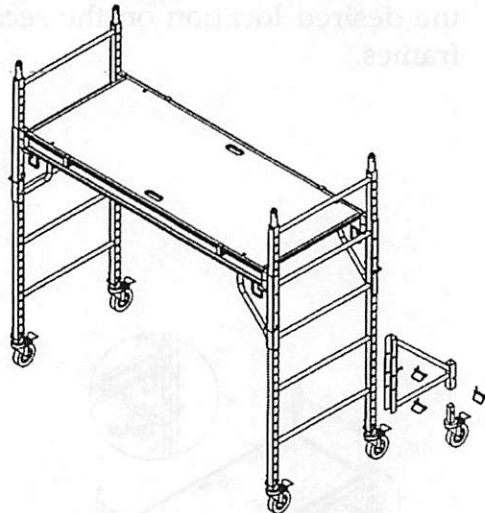


- 5) For additional security insert 2" snap pins through the "U" channel and frames after the platform height has been properly set.

**STOP**

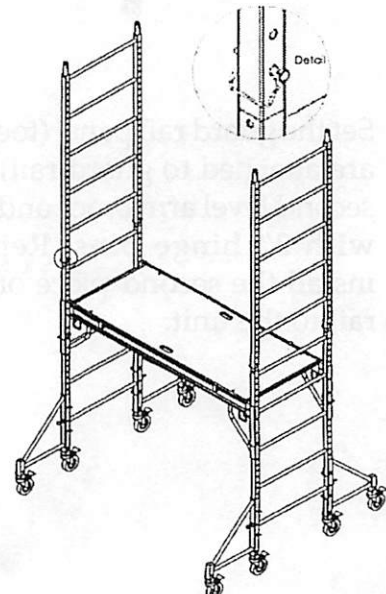
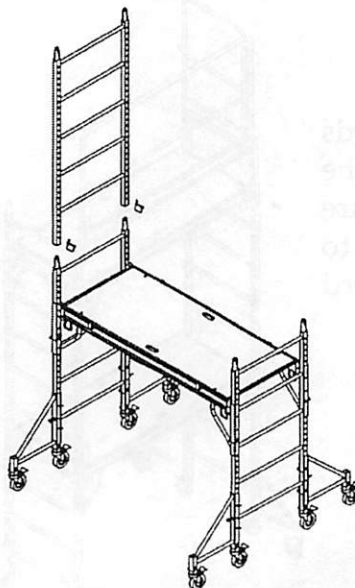
**DO NOT USE SCAFFOLD AS A STACKED UNIT UNLESS OUTRIGGERS, GUARD RAILS AND TOEBOARDS ARE INSTALLED. FOR MORE INFORMATION REFER TO OSHA SCAFFOLD SAFETY GUIDELINES.**

- 6) Insert the caster into the outrigger and attach with a snap pin. Then, attach the outrigger to the frame leg using two 2" snap pins. The caster on the outrigger should be level with the casters on the ladder frame.

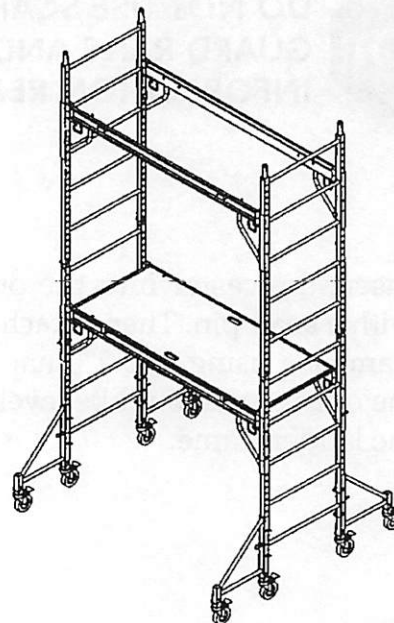
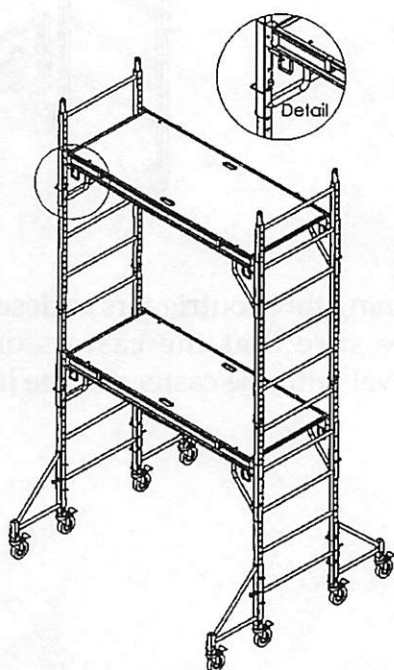


- 7) Attach the remaining three outriggers as described in step 7. Make sure that the casters on the outriggers are level with the casters on the ladder frames.

- 8) Set the ladder frames for the second level onto the first level ladder frames and secure with 2" snap pins.

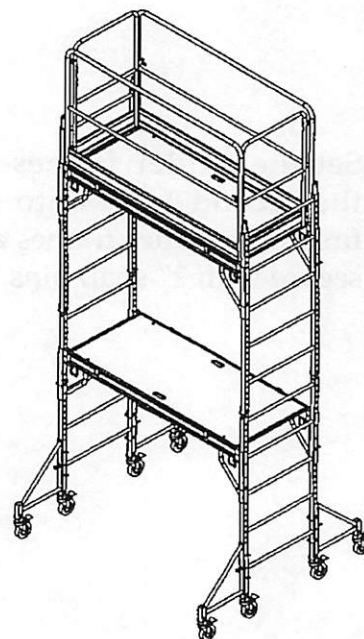
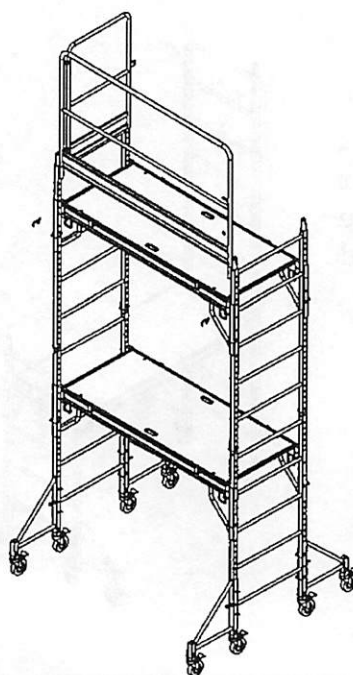


- 9) Attach the second level arm braces, one at a time, as described in **Step 2** and position them to the desired location on the second level ladder frames.



- 10) Lay a plywood platform on the braces. Then line up the four holes in the plywood with the pins on the arm braces. Turn the platform hold down devices so they "trap" the platform onto the braces. Secure the braces using 2" snap pins through the "U" channel and the frames.

- 11) Set the guard rail panel (toeboards are attached to guard rail) on the second level arm brace and secure with 2" hinge pins. Repeat to install the second piece of guard rail to the unit.



# PARTS FOR 6' BAKERS SCAFFOLD



2 - 65" Ladder Frame



Platform (29"x6')

1 - 6' Plywood Platform



4 - 5" Caster

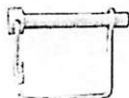


2 - 6' Arm Brace



Guard Rail w/toeboard

2 - 6' Guard Rail Set (Optional - require hinge pins.)



8 - Snap Pin



4 - Hinge Pins

\*List compiled as if all parts were taken apart.  
Check for casters/pins/etc already on the frame.

**1<sup>ST</sup>**  
**FIRST PLACE**  
**RENTAL**





## AERIAL EQUIPMENT ADDENDUM

I, \_\_\_\_\_, representing \_\_\_\_\_  
(Print Name) (Name of Customer on Rental Contract)

have rented one or more **aerial work platform(s), lift(s), ladder(s), and/or scaffolding** (a/k/a: "Rented Item(s)") from First Place Rental, Inc. (hereinafter, "FPR" or "Lessor") under the terms of the Rental Contract I have executed with FPR (the "Rental Contract") identified below. I am aware that, under Occupational Safety & Health Administration ("OSHA") guidelines (**Title 29 of the Code of Federal Regulations, Parts 1910 and 1926, and ANSI/SIA A92.2-92.9, as applicable**), **ALL OPERATORS OF THE RENTED ITEM(S) ARE REQUIRED TO USE OR WEAR FALL ARREST / PROTECTION / RESTRAINT EQUIPMENT ("FPE") WHEN OPERATING SUCH RENTED ITEM(S)**, and all employers are responsible for ensuring that their employees: (a) use or wear FPE when operating such Rented Item(s), and (b) receive training and familiarization enabling such employees to properly use, inspect and maintain such FPE. Accordingly, I the undersigned, hereby acknowledge and agree as follows with respect to all of the Rented Item(s) listed in the Rental Contract identified below (and with respect to any and all of my future rentals from FPR, I will ensure the following):

- (1) that the recommended or required FPE (as more particularly described on Page 2) has been made available to me by Lessor on reasonable terms;
- (2) that I have elected to Accept or Decline such FPE, as set forth on Page 2 hereof, with full knowledge of the potential hazards associated with using the Rented Item(s), as well as the hazards associated with failing to use FPE;
- (3) that I have personally inspected, tested and approved each Rented Item prior to attempting to use it/them or making any Rented Item(s) available for use by any other party;
- (4) that Lessor has offered to me, on reasonable terms, any and all required **training** with respect to the Rented Item(s);
- (5) that Lessor has provided, and I have received and understood, the required **familiarization** with respect to each Rented Item; and
- (6) that I have: (a) received, carefully reviewed, and fully understand all applicable instructions and warnings, including without limitation EPA, NFPA, ASTM, SAIA, SSFI, ASSE, ASME, IEEE, OSHA (including OSHA 1910 and 1926.453, and the OSHA Fact Sheet available at: <https://www.osha.gov/Publications/aerial-lifts-factsheet.pdf>), and ANSI/SIA Standards (including without limitation, ANSI/SIA A92, and ANSI/SIA A92.5 and A92.6) and their respective successor provision(s) (collectively, "Instructions and Warnings"), and (b) been afforded a reasonable opportunity to ask, and have received satisfactory answers to, any questions I had regarding the same.

I, the undersigned, understand and agree to comply fully and at all times with (a) the foregoing requirements, including without limitation, all applicable Instructions and Warnings, and (b) the Safety Rules appearing on Page 2; and I understand that:

### **WORKING AT HEIGHTS IS INHERENTLY DANGEROUS**

ACCORDINGLY, IN ADDITION TO MY OBLIGATIONS UNDER EACH RENTAL CONTRACT, TO THE MAXIMUM EXTENT PERMITTED UNDER APPLICABLE LAW, I, FOR MYSELF AND FOR THE CUSTOMER (OR "LESSEE") IDENTIFIED IN THE RENTAL CONTRACT, HEREBY WAIVE AND RELINQUISH, AND AGREE TO INDEMNIFY, DEFEND AND HOLD HARMLESS FPR, ITS PARENTS, AFFILIATES AND SUBSIDIARIES, AND THEIR RESPECTIVE OWNERS, OFFICERS, DIRECTORS, MANAGERS, EMPLOYEES, AGENTS, CONTRACTORS, INSURERS, SUBROGEEES, REPRESENTATIVES, SUCCESSORS AND ASSIGNS (COLLECTIVELY, THE "INDEMNITEES"), FROM AND AGAINST, ANY AND ALL PERSONAL INJURIES (INCLUDING DEATH), PROPERTY DAMAGE, LIABILITIES, CLAIMS, DAMAGES, FINES, FEES, PENALTIES, LOSSES, COSTS AND EXPENSES (INCLUDING WITHOUT LIMITATION, ATTORNEYS' FEES) ARISING FROM OR ASSOCIATED WITH ANY ONE OR MORE RENTED ITEM(S), INCLUDING, BUT NOT LIMITED TO, THE USE, TRANSPORTATION, MOVEMENT, STORAGE, MAINTENANCE AND/OR REPAIR OF SUCH RENTED ITEM(S), AND ANY REFUSAL AND/OR FAILURE TO PROPERLY USE, FPE IN CONNECTION THEREWITH, WHETHER BY MYSELF OR BY ANY ONE OR MORE OTHER PERSON(S).

This Acknowledgment, together with the Safety Rules appearing on Page 2 (or the reverse side) hereof, supplements the Rental Contract identified below and each other rental contract entered into between FPR and the undersigned (or any entity represented or controlled by, controlling or under common control with the undersigned, and/or its/their respective affiliates) at any time, and shall not be deemed a limitation of any other rights, protections and/or remedies available to or for the benefit of the Indemnitees (or any of them) under such Rental Contract(s), at law or in equity. Neither this Acknowledgment nor the Rental Contract identified below (or any other rental contract) may be otherwise modified, unless authorized in writing by FPR. The undersigned party's handwritten, digital, electronic, photocopied or facsimiled signature hereon will be enforceable as an original for all purposes with respect to the Rented Item(s) identified in the Rental Contract referenced below and with respect to all other Item(s) rented from FPR at any time.

Acknowledged and agreed by the undersigned to be effective as of the effective date of the subject Rental Contract.

\_\_\_\_\_  
(Signature: Customer/Lessee/Authorized Signatory)

\_\_\_\_\_  
(Rental Contract Date and/or Number)



## AERIAL EQUIPMENT ADDENDUM



Safety Equipment:	Accept:	Decline:
Guardrail System(s)		
Toe Rail(s)		
Lock Pin(s)		
Belt(s)		
Harness(es)		
Lanyard(s)		
Access Ladder(s)		
Other FPE:		

Lessee has been informed of the need for, and has been offered (on reasonable terms) all fall protection equipment ("FPE") referenced on Page 1 and in the columns to the left, but has declined the same, except as noted herein.\* Lessee represents and warrants that Lessee has carefully inspected each item of FPE accepted and has found the same to be in good order, condition and repair, complete and free of defects and otherwise in all ways acceptable to Lessee. Lessee agrees to furnish all required FPE, familiarization and training, and assumes full responsibility for obtaining, providing and using (and requiring Lessee's employees to use) any and ALL REQUIRED FPE, as provided on Page 1.

Lessee's Initials: \_\_\_\_\_

\* **Important Note:** You will be deemed to have declined the subject FPE with respect to your current rental and with respect to future rentals from FPR, unless with respect to each such rental, you complete this acknowledgement and check "Accept" above, evidencing your acceptance of the specified FPE in each case.

### **WORKING AT HEIGHTS IS INHERENTLY DANGEROUS**

Following is a summary of some common sense rules designed to promote safety in the use of aerial work platforms, lifts, ladders and scaffolds. You are directed to review the applicable OSHA Guidelines, ANSI Standards (including ANSI/SIA A92.2-92.9), SAIA/SSFI Code of Safe Practices, ASSE Standards, manufacturer(s)' use and safety instructions, and state and local laws, rules and regulations (collectively, "Applicable Safety Standards").

The following rules are included for informational purposes only, and are **NOT intended to:** (a) serve as a comprehensive list of safety measures; or (b) supplant any Applicable Safety Standards (to which the Lessee is directed for further information):

1. POST THESE SAFETY RULES IN A CONSPICUOUS PLACE, and be sure that all users are aware of them;
2. COMPLY WITH ALL APPLICABLE FEDERAL, STATE AND LOCAL LAWS, RULES, REGULATIONS, AND GUIDELINES;
3. CAREFULLY INSPECT ALL RENTED ITEMS AND FPE REGULARLY **AND** BEFORE EACH USE: Never use any Rented Item(s) or FPE that is/are malfunctioning, severely worn, defective, damaged or deteriorated in any way;
4. SURVEY THE JOB SITE and identify potential hazards associated with the use of the Rented Item(s);
5. **DO NOT ATTEMPT TO USE THE RENTED ITEM(S)** in severe weather (e.g., high winds, lightning, snow, hail, sleet, etc.), on steep or unstable terrain, on or near unblocked rights-of-way, near power line(s) or other electrocution hazards and/or without proper fall protection;
6. KEEP ALL RENTED ITEMS AND FPE IN GOOD CONDITION AND REPAIR. Avoid using rusted or corroded items;
7. CAREFULLY INSTALL ALL ACCESSORIES in accordance with the manufacturers' recommended procedures;
8. DO NOT USE, OR PERMIT ANYONE ELSE TO USE, RENTED ITEM(S) IF YOU/THEY ARE UNDER THE INFLUENCE OF ALCOHOL OR DRUGS, OR IF YOU/THEY ARE FEELING WEAK, DIZZY, DROWSY OR OTHERWISE IMPAIRED;
9. DO NOT JUMP ONTO OR OFF OF PLATFORMS OR PLANKS;
10. DO NOT ATTEMPT TO MODIFY, ALTER, DISMANTLE OR REPAIR ANY RENTED ITEM(S) OR FPE;
11. IF ANY RENTED ITEM APPEARS DEFECTIVE OR IN NEED OF MAINTENANCE OR REPAIR, IMMEDIATELY: (A) CEASE USING SUCH RENTED ITEM; (B) TAKE REASONABLE STEPS TO ENSURE NO ONE ELSE ATTEMPTS TO USE IT; AND (C) NOTIFY FPR;
12. DO NOT INTERMIX PARTS FROM DIFFERENT MANUFACTURERS;
13. CONSULT THE MANUFACTURER WHEN IN DOUBT; NEVER TAKE CHANCES;
14. SECURELY FASTEN ALL BRACES;
15. DO NOT CLIMB on or outside of any Rented Item(s) unless specifically designed for climbing;
16. CAREFULLY PLACE AND MAINTAIN ANCHORS, OUTRIGGERS AND OTHER STABILIZING DEVICES on level and stable surfaces, and otherwise in accordance with the manufacturers' instructions;
17. NEVER EXCEED RATED CAPACITY(IES) OF RENTED ITEM(S) (including number of occupants, load dimensions, size and/or weight);
18. PROVIDE A GUARDRAIL SYSTEM, FALL PROTECTION AND TOEBOARDS WHERE REQUIRED;
19. DO NOT ERECT RENTED ITEM(S) NEAR ELECTRICAL POWER LINES; **POWER LINES POSE ELECTROCUTION HAZARDS;**
20. NEVER ATTEMPT TO REPOSITION (MOVE) AN AWP, LIFT, LADDER OR SCAFFOLD WHILE OCCUPIED, except in strict compliance with the manufacturer(s)' instructions; and
21. DO NOT PLACE LADDERS OR SIMILAR DEVICES ON TOP OF RENTED ITEM(S) IN AN EFFORT TO INCREASE THEIR HEIGHT.

The undersigned agrees to carefully review and **post in a conspicuous place all applicable OSHA Guidelines (including those contained in 29 CFR Parts 1910 and 1926, as applicable), ANSI/SAIA 92.2-92.9, and the Code of Safe Practices** available at <http://www.ssfi.org/safety.htm>, and to ensure that, at all times hereafter, all persons who erect, dismantle or use any Rented Item(s) are made aware of, and comply with, such guidelines as well as the foregoing Safety Rules, and use them in all safety meetings.

Acknowledged and Agreed:

Signature: Customer/Lessee/Authorized Signatory \_\_\_\_\_